

Panasonic



STREET FIGHTER II TURBO



FZ-SE3851

MEDICAL PRECAUTIONS:

1. Physical activities involving regular repeated movements of the wrists, hands and/or fingers may possibly cause repetitive stress injury. Such injury may also affect muscles in the arms, wrists, hands, fingers, shoulders and neck, chest and abdomen, and the legs and back.
2. There have been reports that some people may experience epileptic symptoms or even seizures while concentrating on flashing lights. It is possible that persons with no previous epileptic experiences may, nevertheless, have an undetected condition. To avoid a possible medical problem, if you have an epileptic condition, consult your physician before playing video games or any other visually intensive software products.

To avoid either of these situations, and as sound practice, if you should use this equipment for an extended period of time, it is suggested that you take periodic breaks of 10-15 minutes each hour. Unit should be used in a brightly lit room. Operating in a close distance to the TV should be avoided.

In any event, stop using the Interactive Multiplayer and consult your physician if you detect involuntary muscle movements (such as twitching), altered vision, mental or visual confusion, convulsions, muscular pain, numbness of fingers, palms or other areas.

The logo for Street Fighter II Turbo is centered at the top of the page. It features the words "STREET FIGHTER II" in a large, stylized, multi-colored font (pink, yellow, and blue) with a 3D effect. Below "FIGHTER II" is the word "TURBO" in a smaller, yellow, blocky font with a blue outline. A small "TM" trademark symbol is located to the right of the "II". The entire logo is set against a light purple diamond-shaped background.

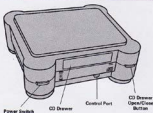
STREET FIGHTER II™ TURBO

Table of Contents

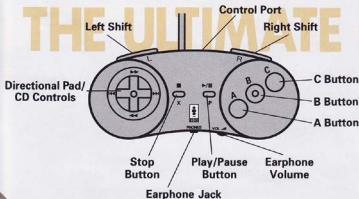
The Control Pad	2
Getting Started	4
Super Battle	5
Versus Battle	6
Screen Descriptions	7
Option Mode	8
Continuing and Joining in	9
Basic Movement	10
Introduction of characters	11

The Control Pad

"Super Street Fighter II Turbo" can be played by one or two players. In the case of two players, connect a second pad to the control port on the 1P pad.



● The Control Pad



X button

- Game start: Press to start the game.
- Pause function: Press during the game to pause; press again to resume.
- Joining In: Press the X button of vacant pad to join in.
- Demo cut: Press to bypass demo.

Directional Pad(D-pad)

- Mode selection: Use to make selections at game start, option and player select screens.
- Player Control: Use to move forward, back, crouch, jump and block.

A B C Buttons

Used for kicking (A:Light (Short), B:Medium (Forward), C:Hard (Roundhouse)).

L P R Buttons

Used for punching (L:Light (Jab), P:Medium (Strong), R:Hard (Fierce)).

- * This button configuration is the initial setting.
The configuration can be altered in the Option Mode. (See page 8.)

Getting Started



Press the power switch of your 3DO Interactive Multiplayer to turn it on. Open the CD drawer, and set the CD in the drawer label side up. Close the CD drawer. The game demo will automatically begin. Press the X button to bypass the demo.

Select the mode you wish to use with the directional pad from the following, and then press the X button.

SUPER BATTLE	(see page 5)
VERSUS BATTLE	(see page 6)
OPTION	(see page 8)

Game Speed

There are 3 levels of game speed to choose from.

SLOW

1



3

FAST



Super Moves

The Super Move Gauge increases each time you do a special move. When it is full, you can enter in a special command and unleash a deadly Super Move!

The special move written in red for each character is the Super Move. (see page after 12)



Super Battle



This is the normal game mode. First, choose your game speed from 3 levels with the directional pad and push the A button to select.

Then choose your character and battle computer opponents for the championship.

The color of your character's clothing will change depending on which button you press.



If you push the P button immediately after the player selection, the key configuration screen will appear.

As in the Option Mode, you will be able to change the buttons to your taste. (see page 8)



Versus Battle

This mode allows two players to have a series of matches. After the completion of each match, a record of the competition so far will be shown and the player select screen will appear.

Stage select and handicap features are also available.



As in SUPER BATTLE mode, choose your game speed from 3 levels and then select your character. After character selection, HANDICAP screen will appear and allow you to set the following items. Press the P button to switch between the items.



Handicap

Use the directional pad to change the number of stars.

Stage Select

Use the directional pad to select a stage.

After you have completed all the settings, press the X button to start the game. When the P button is pressed at the end of the VERSUS battle mode, the VERSUS configuration screen will appear and allow you to choose from the following options:

CONTINUE

Return and continue the VERSUS battle

EXIT

Exit the VERSUS battle and return to the title screen

RESET RECORDS

Reset the competition record.

Screen Descriptions

SUPER BATTLE



1) 1P S ore

The current score of player one.

2) 2P S ore

The current score of player two.

3) High score

The highest score recorded so far.

4) Win mark for 1P

Indicates one round won by player one.

5) Win mark for 2P

Indicates one round won by player two.

6) Health Gauge for 1P

The gauge decreases when player one receives damage.

7) Health Gauge for 2P

The gauge decreases when player two receives damage.

8) KO mark

The mark will flicker when either player loses all his health, thus losing the round.

9) Timer

Shows the time remaining in the current round.

VERSUS BATTLE



10) Face graphics

The face of the character is shown.

11) Super Move gauge

This gauge increases each time you do a special move or when your opponent blocks a punch kick or special move. When the gauge is full, the Super Move is available.

12) 1P wins

The number of total wins of player one.

13) 1P successive wins

The number of successive wins of player one.

14) 2P wins

The number of total wins of player two.

15) 2P successive wins

The number of successive wins of player two.

Continuing and joining in

●Continue and Game Over



The game will end and the continue screen will appear (the competition result screen will appear in VERSUS battle mode), when the player loses 2 out of 3 rounds, or when the winner is not decided after 4 rounds.

Pressing the X button before the countdown is zero will continue the game, otherwise any other button will end the countdown and the game.

●Joining In



A second player can join in and fight the first player anytime during the SUPER BATTLE by pressing the X button on the vacant controller.

●Rules

The match consists of 3 rounds, each is limited to 99 seconds. (The time limit can be deactivated in the Option mode.)

The fourth round is the final round and the winner of this round will continue. If a winner is not decided (Double KO or Draw), the game will end.

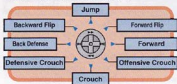
If a winner is not decided by KO within the time limit, the player with the most health remaining will win the round. (Only when time limit is activated.)

When a player has no more health remaining on his health gauge, he is KO'd.

Basic Movement

● Directional Pad

When the player is facing right:



DEFENSE

By holding back defense on the directional pad, without hitting any buttons, you can block high and low attacks by your opponent. Blocking special moves will decrease the amount of damage that they do by 75%.



THROWS

By standing very close to your opponent and pressing forward and a button simultaneously, you can throw or grab your opponent.



SAFE LANDING

By entering THROW command when thrown, you can land safely on the ground.



DIZZY

When you are dizzy, hit the buttons and move the directional pad as quickly as possible to shake off the dizziness.



Introduction of characters



AKUMA

She is only 19 years of age and an undercover agent for the English Secret Service. One day, her team received an order to destroy the kingpin of Shadowlaw. As she approaches Bison surprising facts are revealed.

When directed to right

● **CANNON DRILL**



● **FRONT KICK**



● **SPINNING KNUCKLE**



● **CANNONBALL ASSAULT**

↘ ↓ ↘ → ↘ + [Cannonball Assault button icon], move D-pad then + [Cannonball Assault button icon] while near the opponent.

● **SUPER MOVE**

↓ ↘ → ↓ ↘ + [Super Move button icon]

CAMMY

PROFILE

Name : CAMMY

Date of birth : January 6, 1974

Height : 5' 55"

Weight : 101lbs.

Likes : Cats

Dislikes : Everything in her sight when in a bad mood.



He has been learning Kung Fu since he was a child and debuted in a Kung Fu movie recently.

He then became aware of the world martial arts tournament and decided to prove his techniques in a real fight.

FEI-LONG

PROFILE

Name : FEI-LONG


Date of birth : April 23, 1969

Height : 5' 8"

Weight : 132lbs.

Likes : Kung fu, self-assertion

Dislikes : Spiritless men,
Apathetic men,
and indifferent men.



When directed to right

● REKKA KEN



● RISING DRAGON KICK



● REKKU KYAKU



● SUPER MOVE



As a successful musician and a talented kick boxer, he felt the rhythm he has been looking for while fighting.
Now he uses that same rhythm in his awesome music concerts for maximum excitement!

When directed to right

● **MAX OUT**



Hold ← then → + 

● **DOUBLE DREAD KICK**



Hold ← then → + 

● **HYPER FIST**

Hold ↓ then ↑ +
 repeatedly



● **CALYPSO KICK**

Hold ↓ then ↑ + 

● **SUPER MOVE**

Hold ← then → ← → + 

DEE JAY

PROFILE

Name : DEE JAY
Date of birth : October 31, 1965
Height : 6'
Weight : 203lbs.
Likes : Singing, Dancing, and a good party
Dislikes : Silence



His father's last hope was to return to the sacred homeland. Determined to destroy "Shadowlaw" and get back his tribe's homeland, he starts his vengeance.

T.HAWK

PROFILE

Name : THUNDER HAWK
 Date of birth : July 21, 1959
 Height : 7' 7"
 Weight : 357lbs
 Likes : Animals, Great guns
 against the mountains
 Dislikes : Lies



When directed to right

● THE HAWK



While jumping up,



● THUNDER STRIKE



● THE STORM HAMMER



Rotate D-pad

360° + H

● SUPER MOVE

Rotate D-pad 720° + H

Without rhyme or reason he continues to battle, as if thrust into the fray by some earnest compulsion.

When directed to right

● FIREBALL

↓ ↘ → + 

● DRAGON PUNCH



→ ↓ ↘ + 

● HURRICANE KICK

↓ ↘ ← + 

● SUPER MOVE

↓ ↘ → ↓ ↘ → + 



RYU

PROFILE

Name : RYU
Date of birth : July 21, 1964
Height : 5' 10"
Weight : 175lbs.
Likes : Martial Arts
Dislikes : Silence

Japan's #1 son, there's nothing he likes better than sumo wrestling and boiling-hot Japanese baths. His effort and spirit are evident in whatever he does.

E. HONDA

PROFILE

Name : EDMOND HONDA

Date of birth : November 3, 1960

Height : 6' 1" (including hair)

Weight : 353lbs.

Likes : Sumo Wrestler's nabe, Baths

Dislikes : Indecisiveness



When directed to right

● SUMO HEAD BUTT



Hold ← then → + 

● HUNDRED HAND SLAP



repeatedly

● SUMO SMASH



Hold ↓ then ↑ + 

● SUMO CRUSH



● SUPER MOVE

Hold ← then → ← → + 

Having survived unknown hardships in the wilderness, this man of the jungle has the fighting spirit and knows how to stay alive.

When directed to right

● **ROLLING ATTACK**

Hold ← then → + 

● **ELECTRICITY**



 repeatedly

● **VERTICAL ROLLING ATTACK**

Hold ↓ then ↑ + 

● **BEAST LEAP**

Hold ← then → + 



● **BEAST LUNGE**

← +  +  +  or
 → +  +  + 
 (simultaneously)

● **SUPER MOVE**

Hold ← then → ← → + 

BLANKA

PROFILE

Name : BLANKA (JIMMY)

Date of birth : February 12, 1966

Height : 6' 4"

Weight : 262lbs.

Likes : His mother

Dislikes : Army ants




He has thrown away the army, his country, and the family he loves to exact revenge for his friend on Bison.

GUILE

PROFILE

Name : GUILE
Date of birth : December 23, 1960
Height : 6' 2"
Weight : 218lbs.
Likes : Weak Coffee, his Hair
Dislikes : Fermented Soybeans



When directed to right

● SONIC BOOM



Hold ← then → + 

● FLASH KICK



Hold ↓ then ↑ + 

● SUPER MOVE

Hold ↘ then ↙ ↘ ↙ + 

He vied with Ryu during childhood to master the techniques of the teacher they shared and is now widely acknowledged to be Ryu's toughest rival.

When directed to right

● FIREBALL



● DRAGON PUNCH



● HURRICANE KICK



● SUPER MOVE



KEN

PROFILE

Name : KEN

Date of birth : February 14, 1965

Height : 5' 11"

Weight : 180lbs.

Likes : Cars, Rock & Roll

Dislikes : Speed Limits,
Speeding Tickets

Searching for her father, who vanished into thin air, she continues her lone battle.

CHUN-LI

PROFILE

Name : CHUN-LI

Date of birth : March 1, 1968

Height : 5' 8"

Weight : (She won't tell)

Likes : Crepes, Aerobics

Dislikes : M.Bison



When directed to right

● KIKOKEN (FIREBALL)



Hold ← then → + 

● LIGHTING KICK



 repeatedly

● WHIRLWIND KICK



Hold ← then → + 

● TORNADO KICK



Hold ↓ then ↑ + 

● SUPER MOVE



Hold ← then → ← → + 

Thoughts of the motherland weigh heavy on his heart. It is these thoughts that lead him to battle.

When directed to right

● **SPINNING CLOTHESLINE**

+ + or

+ + (simultaneously)

● **SPINNING PILE DRIVER**

Rotate D-pad 360° +

● **SIBERIAN SUPLEX**

Rotate D-pad 360°

+

(close to opponent)

● **SIBERIAN BEAR CRUSHER**

Rotate D-pad 360°

+ (far from opponent)

● **GLOWING HAND**

+

● **SUPER MOVE**

Rotate D-pad 720° +

ZANGIEF

PROFILE

Name : ZANGIEF

Date of birth : June 1, 1956

Height : 7'

Weight : 380lbs.

Likes : Wrestling, Cossack dance

Dislikes : Fire ball, Sonic boom, Yoga fire, Tiger shot



Born and raised in a tough neighborhood, when it came to fighting he was hand and fist above everyone else. There are no rules in his battle — discretion is a concept to which he does not subscribe.

When directed to right

● **DASH PUNCH**



● **DASH UPPERCUT**

Hold ← then → + 

● **TURN PUNCH**

Hold  +  +  or

 +  +  then release.

● **SHOULDER BUTT**

Hold ↓ then ↑ + 



● **DASH GROUND PUNCH**

Hold ← then ↘ + 

● **DASH GROUND UPPERCUT**

Hold ← then ↘ + 

● **SUPER MOVE**

Hold ← then → ← → + 

BALROG

PROFILE

Name : BALROG

Date of birth : September 4, 1968

Height : 6' 6"

Weight : 250lbs.

Likes : Fighting, Gambling

Dislikes : Losing, Rap music



An aura of grace and refined living emanate from his presence. But inside lurks a blood-chilling maliciousness.

VEGA

PROFILE

Name : VEGA

Date of birth : January 27, 1967

Height : 6' 2"

Weight : 178lbs.

Likes : Anything beautiful. Him

Dislikes : Anything ugly



When directed to right

● CLAW ROLL



Hold ← then → + 

● CLAW DIVE

Hold ↓ then ↑ +  then 





● CLAW THRUST

Hold ↓ then ↑ +  then 

● BARCELONA BACKFLIP

Hold ← then → + 

● SUPER MOVE

Hold  then  + , move
D-pad then +  while
near the opponent

His mastery of Muai Thai once made him a hero the world over. He remains as ardent as ever in his determination to beat Ryu.

When directed to right

● **TIGER SHOT**



● **GROUND TIGER SHOT**



● **TIGER
UPPERCUT**



● **TIGER KNEE**



● **SUPER MOVE**



SAGAT

PROFILE

Name: SAGAT

Date of Birth: July 2, 1955

Height: 7'5"

Weight: 303lbs.

Likes: Strong opponents

Dislikes: Dragon punch



Emperor of the darkness, he allows his very emotions to be controlled by the forces of evil. And it is the word "evil" that describes him best.

BISON

PROFILE

Name : M.BISON

Date of birth : Unknown

Height : 6' 2"

Weight : 256lbs.

Likes : To rule the world

Dislikes : The weak
Incompetent follower



When directed to right

● PSYCHO CRUSHER

Hold \leftarrow then \rightarrow + 

● SCISSOR KICK



Hold \leftarrow then \rightarrow + 

● HEAD STOMP

Hold \downarrow then \uparrow + 

● FLYING PSYCHO FIST



Hold \downarrow then \uparrow + ,
then 

● SUPER MOVE

Hold \leftarrow then \rightarrow \leftarrow \rightarrow + 

End User Notice

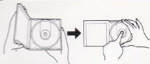
THE 3DO COMPANY SHALL NOT BE LIABLE TO THE END USER FOR ANY LOSS OF DATA, LOST PROFITS, COST OF SUBSTITUTE GOODS OR OTHER CONSEQUENTIAL, INCIDENTAL, SPECIAL, PUNITIVE, OR OTHER DAMAGES OF ANY KIND ARISING OUT OF THE USE OF OR INABILITY TO USE THE SOFTWARE.

THE 3DO COMPANY MAKES NO WARRANTIES, EXPRESS, IMPLIED OR STATUTORY, REGARDING THE SOFTWARE, INCLUDING WITHOUT LIMITATION THE IMPLIED WARRANTIES OF MERCHANTABILITY AND FITNESS FOR ANY PARTICULAR PURPOSE, OR ANY EQUIVALENT WARRANTIES UNDER THE LAWS OF ANY JURISDICTION.

DO NOT USE A FRONT OR REAR PROJECTION TELEVISION WITH THIS PRODUCT. YOUR PROJECTION TELEVISION SCREEN MAY BE PERMANENTLY DAMAGED IF STATIONARY SCENES OR PATTERNS ARE PLAYED ON YOUR PROJECTION TELEVISION. SIMILAR DAMAGE MAY OCCUR IF YOU PLACE THIS PRODUCT ON HOLD OR PAUSE. IF YOU USE YOUR PROJECTION TELEVISION WITH THIS PRODUCT, NEITHER THE 3DO COMPANY, MATSUSHITA ELECTRIC INDUSTRIAL CO., LTD., PANASONIC U. K. LTD., OR CAPCOM CO., LTD. WILL NOT BE LIABLE FOR ANY RESULTING DAMAGE. THIS SITUATION IS NOT CAUSED BY A DEFECT IN THIS PRODUCT OR THE 3DO SYSTEM; OTHER FIXED OR REPETITIVE IMAGES MAY CAUSE SIMILAR DAMAGE TO A PROJECTION TELEVISION. PLEASE CONTACT YOUR TV MANUFACTURER FOR FURTHER INFORMATION.

THE EXECUTION OF SOFTWARE WITH THE 3DO SYSTEM INVOLVES THE USE OF PATENT RIGHTS, GRANTED OR APPLIED FOR, IN CERTAIN COUNTRIES. A PURCHASER OF THE 3DO SYSTEM IS LICENSED TO USE SUCH PATENT RIGHTS WITH SOFTWARE LICENSED BY THE 3DO COMPANY. NO LICENSE, IMPLIED OR OTHERWISE, IS GRANTED FOR THE EXECUTION OF OTHER SOFTWARE.

Compact Disc Usage Precautions



To open the case, gently press both sides of its top.

To remove the CD from the case, press the center holder and lift the CD, holding by the edges.



To return the CD to the case, insert the CD with the label facing upward, and press downward at the center.



If the surface is soiled, wipe gently with a soft, damp cloth (dampened with water only). Always move the cloth directly outward from the center of the CD, not in a circular motion.

DO NOT use record cleaning sprays, benzene, thinner, static electricity prevention liquids or any other solvent.

DO NOT write on the surface of the CD with a ball-point pen or other writing instrument.

Be sure to store CDs in their cases to protect them from dust, scratches, and warping.
DO NOT place or store CDs in the following places:

- ❖ Locations exposed to direct sunlight, humid or dusty locations.
- ❖ Locations directly exposed to a heat outlet or heating device.

PANASONIC INTERACTIVE MULTIPLAYER SOFTWARE MEDIA

Limited Warranty

Panasonic U.K. Ltd.

Panasonic House, Willoughby Road, Bracknell, Berkshire RG12 8FP

Panasonic U.K. Ltd. ("Panasonic") will replace the medium on which the software is furnished, free of charge in the European Community or within the European Economic Area in the event of a defect in materials or workmanship occurring within thirty (30) days of purchase:

Replacement under the above conditions must be obtained by the purchaser through Mail-in Service during the warranty period by sending the defective medium (pre-paid) to:

Panasonic C.S. U.K. (A Division of Panasonic U.K. Ltd.)

Panasonic House, Willoughby Road, Bracknell, Berkshire, RG12 8FP

This warranty is extended only to the original consumer purchaser. A purchase receipt or other proof of date of original purchase will be required before warranty-service is rendered. This warranty only covers failures due to defects in materials or workmanship. It does not cover damage which occurs during shipment or failures which are caused by products not supplied by Panasonic or failures which result from accident, misuse, abuse, neglect, mishandling, misapplication, attempts to modify the software, inadequate signal pick-up, or commercial use, such as hotel, office, restaurant, or other business use of the product or damage that is attributable to acts of God.

LIMITS AND EXCLUSIONS

Panasonic does not warrant that the functions contained in the software will meet your requirements or that operation of the software will be uninterrupted or error-free.

There are no express warranties except as listed above.

PANASONIC SHALL NOT BE LIABLE FOR INCIDENTAL OR CONSEQUENTIAL DAMAGES RESULTING FROM THE USE OF THIS PRODUCT, OR ARISING OUT OF ANY BRANCH OF THIS WARRANTY.

The rights given to you in this warranty are additional to any rights that may arise out of your contract of purchase.

If a problem with this product develops during or after the warranty period, or the problem is not handled to your satisfaction, you may contact either in writing or by telephoning our helpline:

Panasonic 3DO™ Software
HELP LINE

Panasonic House, Willoughby Road, Bracknell, Berkshire, RG12 8FP

Tel: (0344) 853146

(for callers outside of the United Kingdom, please dial +44-344-853146)

COMPACT
disc

Panasonic®



3DO, the 3DO logos, and Interactive Multiplayer are trademarks of The 3DO Company.

Manufactured by Matsushita Electric Industrial Co., Ltd. Osaka, Japan.

Distributed by Panasonic U.K. Ltd.

SUPER STREET FIGHTER II TURBO IS A TRADEMARK OF CAPCOM.

© CAPCOM 1991,1993,1994. ALL RIGHTS RESERVED.



QSound - QSound is a trademark of QSound Labs, Inc.



3DO

KG1194-0
DFQS5047ZA

Printed in Japan